

How to repair SONOR Lite strainer




Strainer is broken 2 pieces came out



backside



use the finetuningscrew to disassemble the strainer



here are all parts



we must put
back the
mechanism

together with
rivet or screw.

the picture
shows a rivet



put on this part



put on a washer
and hit the rivet


so it becomes
tight




put the 2 pieces
back together



like this



put in the
repaired lever



it looks like
this, then put
the washers
back on

see it on right



and the second
one

on this picture a
M5 screw is
used instead of
a rivet